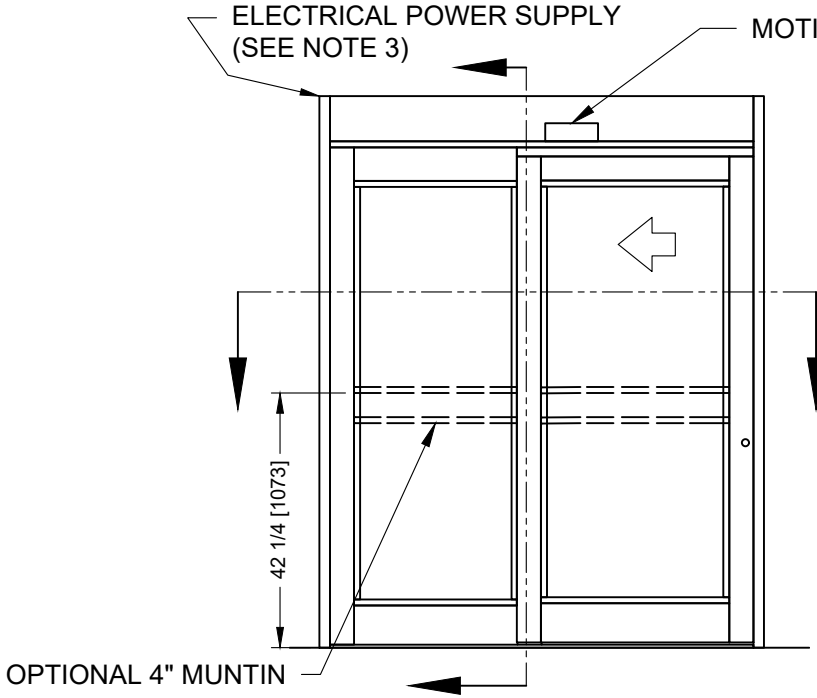




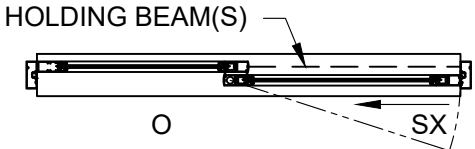
NABCO Entrances Inc.  
 S82 W18717 Gemini Drive Muskego, WI 53150  
 www.nabcoentrances.com 1-877-622-2694

JOB NAME: \_\_\_\_\_  
 LOCATION: \_\_\_\_\_  
 DISTRIBUTOR: \_\_\_\_\_  
 DOOR #: \_\_\_\_\_ DATE: \_\_\_\_\_  
 SHEET \_\_\_\_\_ OF \_\_\_\_\_

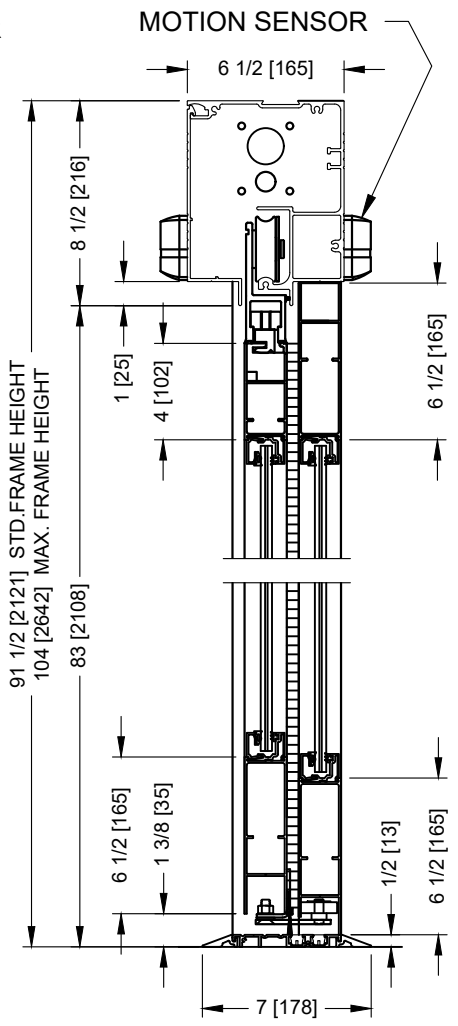
**WHISPER SLIDE**  
**GT1175-022**  
 LH SLIDE  
 FIXED SIDELITE  
 H-105 IMPACT  
 H-105 NONIMPACT



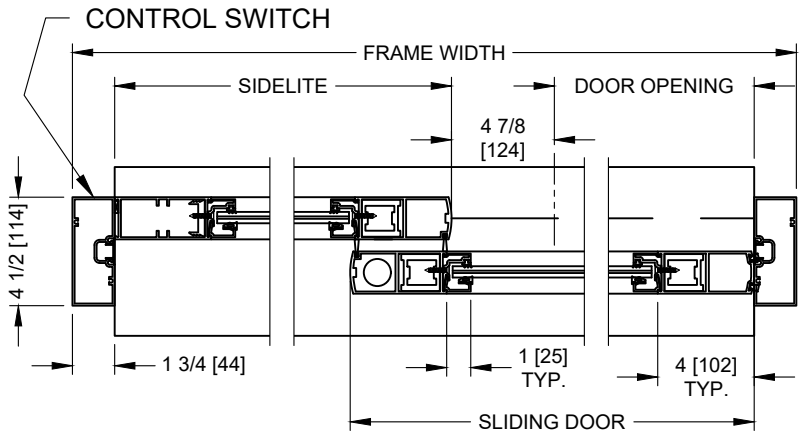
**EXTERIOR ELEVATION**



**HEADER ACCESS COVER (EXTERIOR) SIDE PLAN VIEW**



**VERTICAL SECTION**



**HORIZONTAL SECTION**

- NOTES:
1. H-105 HURRICANE CERTIFICATION: MIAMI-DADE NOA 20-1106.03 / 20-1106.04.
  2. 7/16" HURRICANE GLASS FOR IMPACT RATING. 1/4" HURRICANE GLASS FOR NON-IMPACT RATING.
  3. POWER TO HEADER WILL BE 115VAC, 5 AMP PER OPERATOR PROVIDED BY ELECTRICAL CONTRACTOR.
  4. STANDARD 3 POINT LOCK.
  5. 1/2 X 7 THRESHOLD BETWEEN JAMBS.
  6. STANDARD ANODIZED FINISHES: 204 CLEAR, 303 DARK BRONZE, BLACK.
  7. MASONRY OPENING EQUALS FRAME WIDTH +1/2" AND FRAME HEIGHT +1/4".
  8. ONE SET OF HOLDING BEAMS AT 21" AFF STANDARD. SECOND SET AT 51" AFF IS OPTIONAL.

MAX. DOOR OPENING	FULL BREAKOUT OPENING	FRAME WIDTH	SLIDING DOOR	SIDELITE
35 3/8" [899]	40 1/4" [1022]	7'-0" [2134]	44 3/8" [1127]	40 1/4" [1022]
41 3/8" [1051]	46 1/4" [1175]	8'-0" [2438]	50 3/8" [1280]	46 1/4" [1175]
44 3/8" [1118]	48 7/8" [1241]	8'-6" [2591]	53 3/8" [1346]	49 1/4" [1260]
47 3/8" [1203]	52 1/4" [1327]	9'-0" [2743]	56 3/8" [1432]	52 1/4" [1327]