

NABCO 

GT1500

Convenience Window

Where SERVICE meets SATISFACTION




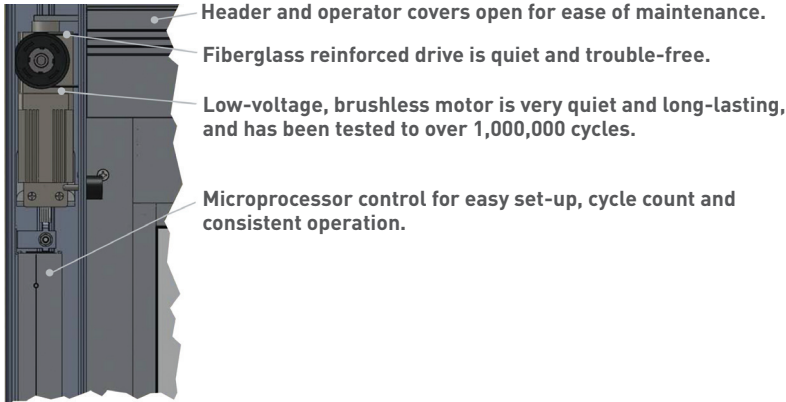
Product Features and Benefits

- Brushless motor **for quiet operation and extra-long life**
- Double-pile weather stripping **keeps inclement weather outside**
- Customized, reduced opening **minimizes the time the window is left open**
- Ease of operation and high quality, reliable construction **delivers low cost of ownership**
- Extruded aluminum construction with sealed, permanently lubricated track rollers **for smooth operation**



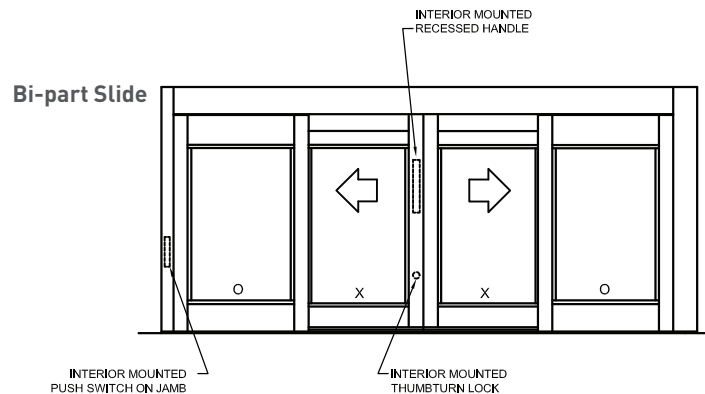
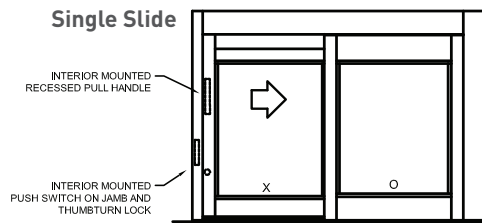
GT1500 Convenience Window

NABCO's GT1500 Convenience Window meets the needs of any drive-thru service area and has proven to be an ideal solution for pharmacies in need of controlled accessibility while dispensing medications. The GT1500 helps regulate settings where sound and temperature control are critical. Offering the versatility of applications in bi-parting or single-slide configurations in manual operation, the GT1500 delivers a promise of ease of operation, reliability and long life. The flexibility of the GT1500 Convenience Window makes it ideal for specialty applications.



HD-anodized aluminum roller track and sealed bearing/urethane-covered rollers deliver smooth operation for millions of cycles in any type of weather.

PRODUCT INFORMATION	
Header dimensions	5" x 4-1/2" (127mm x 114mm)
Standard finish	Clear and dark bronze anodized
Optional finishes	Painted, clad, special anodized
Configurations	Single and Bi-part
Glass	1/4" to 1"
Mode of operation	Manual
Mounting	Mounts into an opening
Operating voltage	115VAC, minimum 5A service recommended
Operator drive	Electro-mechanical
Motor type	N/A
Switch modes	On / Off
Opening and closing speed	Adjustable
Hold open time	Adjustable
Reduced opening function	Standard
Hip sensor	Optional
Access security equipment	Optional
Sensor activation	Optional – beam or infra-red presence sensor
Approvals	UL and cUL



SELECTION GUIDE			
	FRAME WIDTH	FRAME HEIGHT	SLIDE OPENING
Single	30" (762) - 55" (1397)	30" (762) - 50" (1270)	10.75" (273) - 23.25" (591)
Bi-part	42" (1066.8) - 67" (1701.8)	30" (762) - 50" (1270)	15.25" (387) - 27.75" (705)
<i>Custom sizes available upon request</i>			

NABCO Service and Specifications

Along with the NABCO factory branches, NABCO has the largest independently owned network of automatic door distributors in North America. Their friendly, qualified installers and technicians always strive to exceed your expectations from install to after-sales service. NABCO's factory branches and independent distributors provide AAADM-certified technicians to ensure your doors meet all ANSI A156.10/A156.19 standards.

Complete three-part specifications and CAD drawings are available at www.NABCOentrances.com.



Member of the Nabtesco Group

NABCO ENTRANCES INC.

582 W18717 Gemini Drive | Muskego, WI 53150 | 877-622-2694 | Fax 888-679-3319

www.NABCOentrances.com | Email info@NABCOentrances.com



Distributed by: