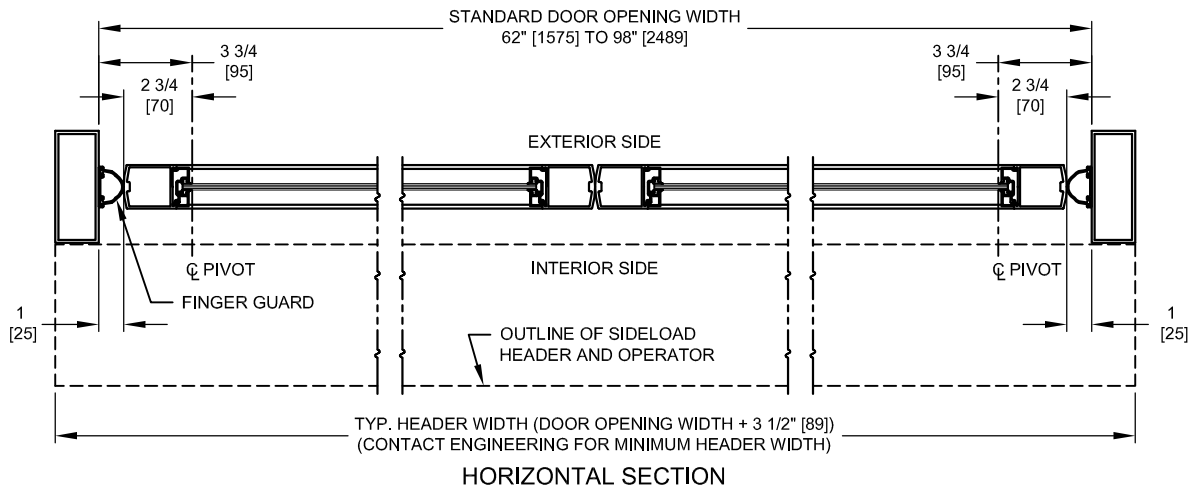
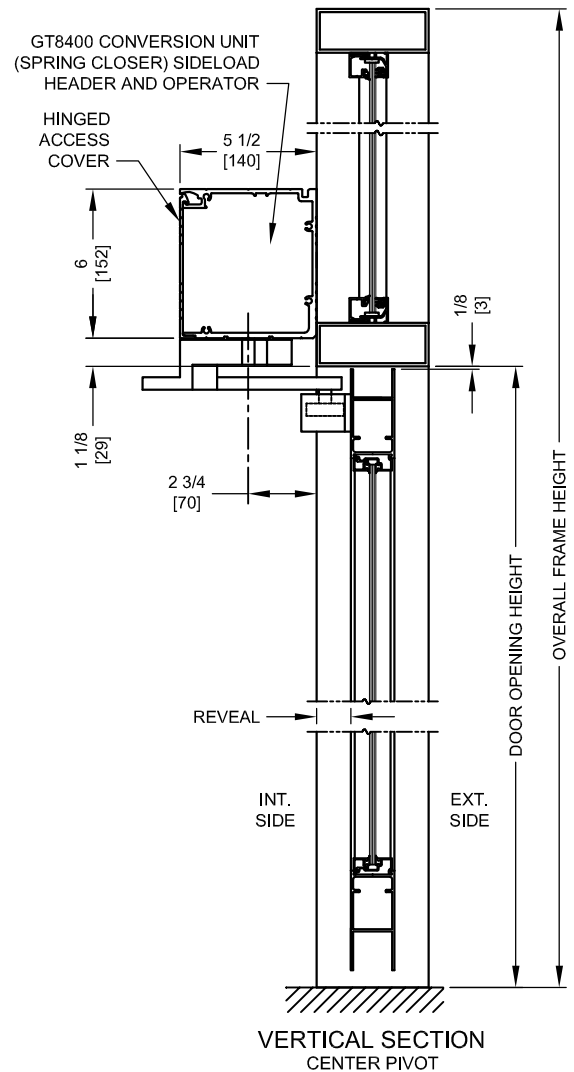
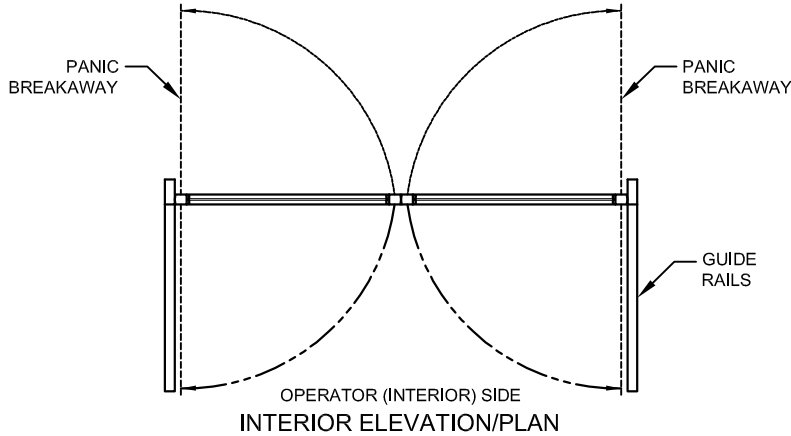
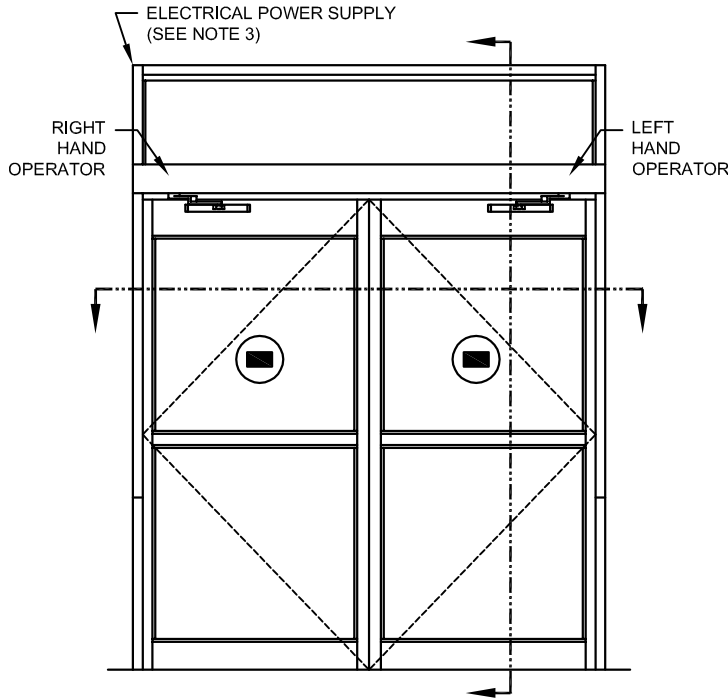




NABCO Entrances Inc.
 S82 W18717 Gemini Drive Muskego, WI 53150
 www.nabcoentrances.com 1-877-622-2694

JOB NAME: _____
 LOCATION: _____
 DISTRIBUTOR: _____
 DOOR #: _____ DATE: _____
 SHEET _____ OF _____

GT8400-03P
 SIDELOAD HEADER
 CENTER PIVOT
 SIMULTANEOUS
 PAIR INSWING
 WITH PANIC



- NOTES: 1. GUIDE RAILS, MATS, PUSH PLATES AND VARIOUS ELECTRONIC DEVICES FOR THE DOOR ACTIVATION AND CONTROL ARE OPTIONAL. CONSULT WITH YOUR NABCO/GYRO TECH DISTRIBUTOR.
 2. DOORS AND FRAMES ARE NOT INCLUDED UNLESS NOTED.
 3. POWER TO HEADER WILL BE 115VAC, 5 AMP PER OPERATOR PROVIDED BY ELECTRICAL CONTRACTOR.
 4. STANDARD HARDWARE SUPPLIED WILL ACCOMODATE DOOR THICKNESS OF 1 3/4" TO 2 1/4".