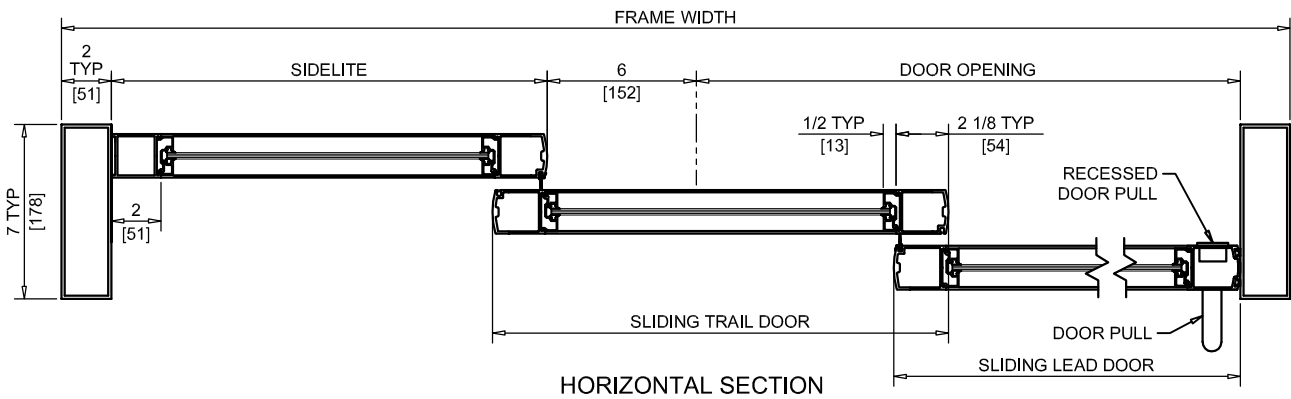
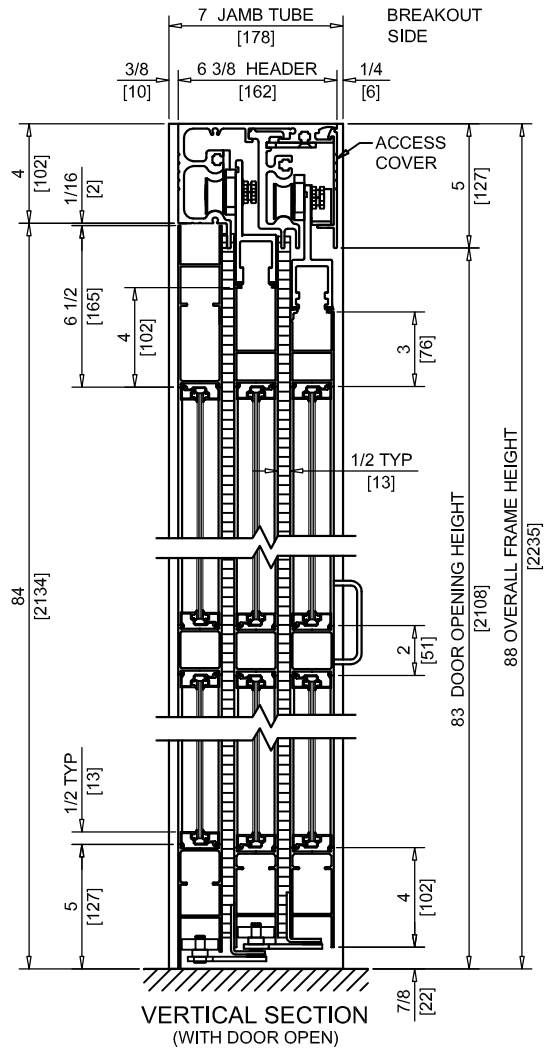
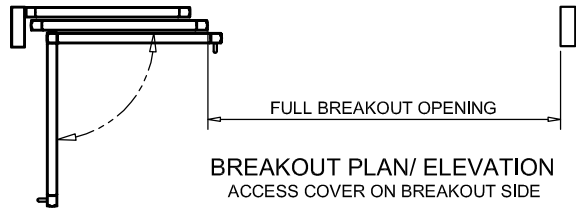
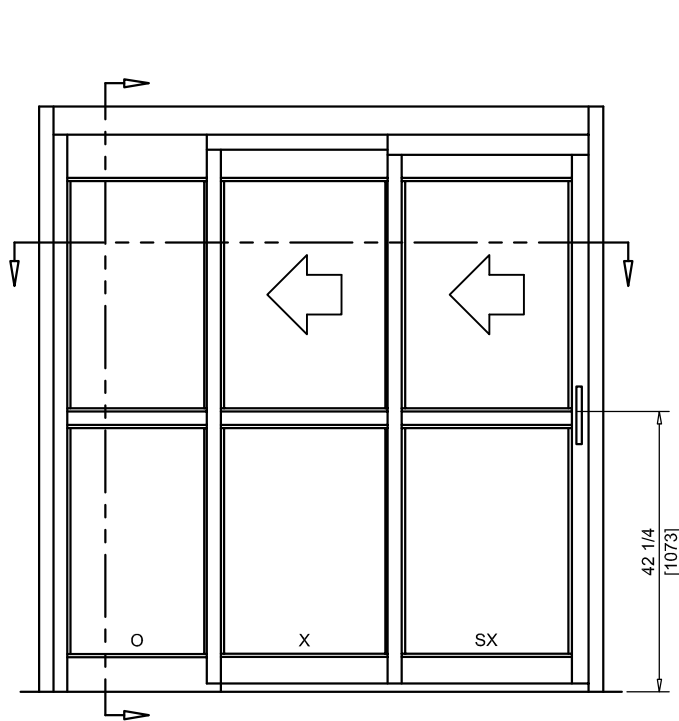




NABCO Entrances Inc.
 S82 W18717 Gemini Drive Muskego, WI 53150
 www.nabcoentrances.com 1-877-622-2694

JOB NAME: _____
 LOCATION: _____
 DISTRIBUTOR: _____
 DOOR #: _____ DATE: _____
 SHEET _____ OF _____

GT2125TL
 SINGLE SLIDE
 LEFT HAND
 FIXED SIDELITE
 TRACKLESS
 TELESCOPIC



NOTES:

- "D" HANDLE PROVIDED ON BREAKOUT SIDE. RECESSED HANDLE PROVIDED ON NON BREAKOUT SIDE.
- NO FLOOR TRACK TO INTERFERE WITH TRAFFIC.
- BREAKOUT IN ANY POSITION.
- UNITS ARE HANDED FROM THE BREAKOUT SIDE.
- VINYL WEATHERING IS STANDARD.
- CASTERS ARE REQUIRED ON ALL PANELS GREATER THEN 54" WIDE AND/OR 200 LBS OR MORE.
- ROUGH OPENING EQUALS FRAME WIDTH +1/2" AND FRAME HEIGHT +1/4".

| | DOOR OPENING | FULL BREAKOUT OPENING | FRAME WIDTH | SLIDING LEAD DOOR | SLIDING TRAIL DOOR | SIDELITE |
|------|----------------|-----------------------|------------------|-------------------|--------------------|----------------|
| MIN. | 32 1/8" [816] | 35 1/8" [892] | 5'-1 1/2" [1562] | 21 3/8" [543] | 21 3/8" [543] | 19 3/8" [492] |
| MAX. | 95 1/8" [2416] | 98 1/8" [2492] | 13'-0" [3962] | 52 7/8" [1343] | 52 7/8" [1343] | 50 7/8" [1292] |