






AUTOMATIC DOOR SENSOR SELECTION CHART

NABCO ADVANCED SENSOR	RECOMMENDED APPLICATIONS	NOT RECOMMENDED	FEATURES	BENEFITS
<p>ACUVISION Motion/Presence Sensor with Threshold Detection</p> 	<p>Swing, Sliding or Folding Doors</p>		<ol style="list-style-type: none"> When used as a presence sensor on a sliding door, it scans backward into the threshold to detect objects on the far side of the opening between the leading edge of the panels until the door is closed. When used as an activation sensor on a swing door, the infrared learning technology memorizes the door activation cycle and differentiates between the moving door and other present objects. 	<ol style="list-style-type: none"> Continuous presence throughout the opening and closing cycle of Sliding Doors Provides reactivation prevention for Sliding Doors Versatile sensor for all door applications Superior coverage around door
<p>ACUMOTION A Microwave/Infrared Sensor</p> 	<p>Sliding, Swing or Folding Doors</p> <p>Perfect for longer range detection and fast traffic conditions</p>	<p>Not for use as a presence sensor on Swing or Folding Doors</p>	<ol style="list-style-type: none"> Unique combination of microwave and infrared technology Deeper detection area Bi-directional setting Unidirectional setting Separate microwave and infrared area adjustments 4-mode mutual interference prevention function Separate outputs for infrared and microwave Programmable settings for depth of coverage, width of coverage, sensitivity and memory Dual voltage capability 	<ol style="list-style-type: none"> Single hybrid sensor Accommodates varying speeds of pedestrian traffic Can be set to ignore pedestrians or objects moving away from the door Unidirectional feature ignores departing traffic allowing the door to close 50% sooner for energy savings Adjustments for installation on non-vertical surfaces Sensors can be mounted closely to each other without sensor interference Allows optimization of door performance Interfaces with GyroTech equipment and the equipment of other manufacturers
<p>ACUGARD Complete Swing Door Presence Sensing System</p> 	<p>Door-Mounted Swing Door Sensing System</p> <p>Perfect solution for grocery stores and hospitals</p>	<p>Not for use on Sliding or Folding Doors</p>	<ol style="list-style-type: none"> When used with the NABCO U series microprocessor control, the swing-side door-mounted sensors automatically adjust for walls or guide rails as the door opens Door mounted sensor Compatible with all manufacturer's controls Adjustable pattern depth Dual voltage capability 4-mode mutual interference prevention function System includes two Acugard 3 sensors and an Acumotion A for activation 	<ol style="list-style-type: none"> Continual presence sensing throughout the door cycle Out of reach of shopping carts or hospital beds Conserves energy Helps bring existing or new swing door installations up to the new ANSI standard Optimizes door performance Interfaces with GyroTech equipment and the equipment of other manufacturers Most complete advanced sensing system for swing doors
<p>ACUGARD 3 LE Low-Energy/ADA Swing Door Sensor</p> 	<p>Perfect solution for low-energy/ADA applications</p>	<p>Not for use on Sliding or Folding Doors</p>	<ol style="list-style-type: none"> Door mounted sensor Functions on all older manufacturers non-microprocessor-based controls Dual voltage capacity Enhances the performance of low energy/ADA doors 	<ol style="list-style-type: none"> Out of reach of shopping carts or hospital beds Interfaces with equipment of most other manufacturers Added pedestrian protection for low energy/ADA doors
<p>ACUSENSOR 1B Sensor System</p> 	<p>Sliding, Swing or Folding Door Systems</p>		<ol style="list-style-type: none"> Grid-like rectangular pattern Variable Learn Time from 0 seconds (strictly motion) to Infinity (strictly presence) Multiple width and depth adjustments Operates on older non-processor based controls Adjustable pattern depth Dual voltage capability 4-mode mutual interference prevention function 	<ol style="list-style-type: none"> Superior detection across front of door More versatile – can be used as motion only or presence only sensor Detection pattern adjustable to meet specific applications Allows upgrades to existing systems Optimizes door performance Interfaces with GyroTech equipment and the equipment of other manufacturers